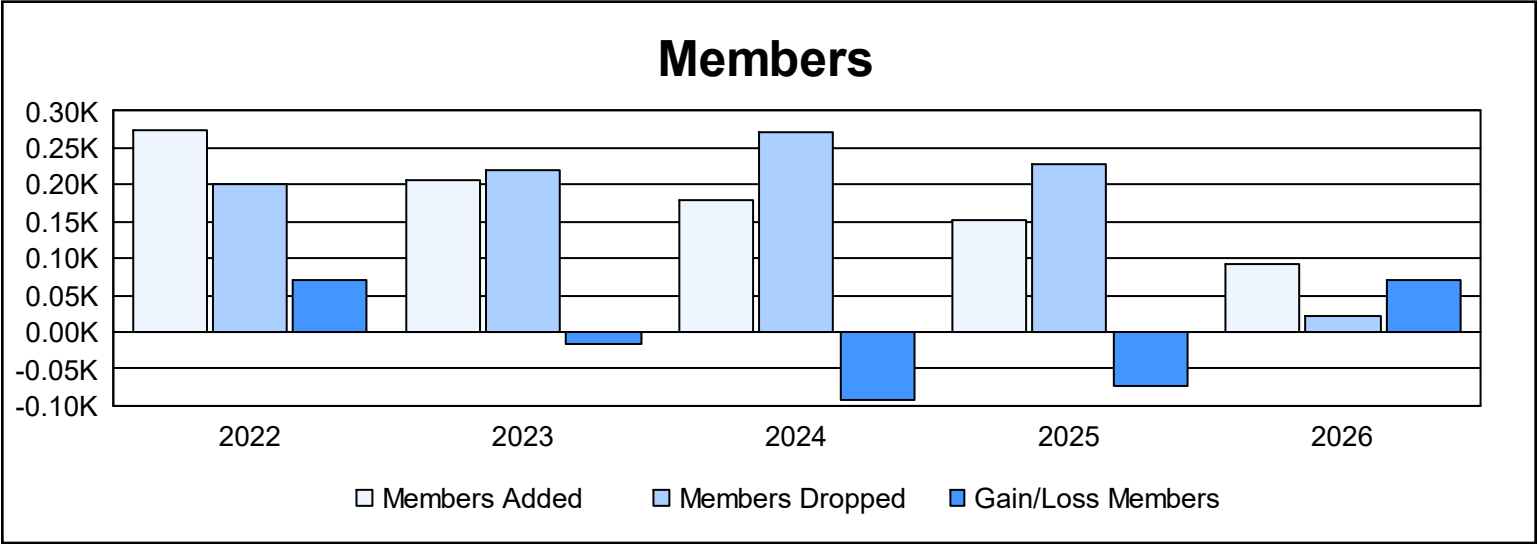
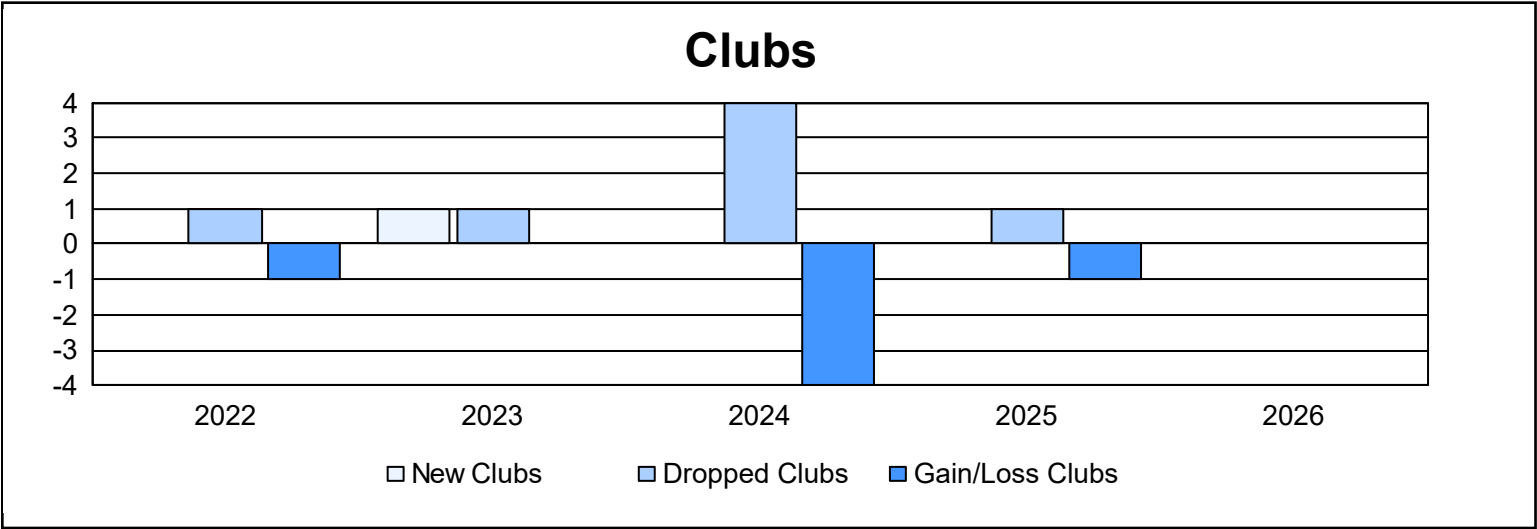
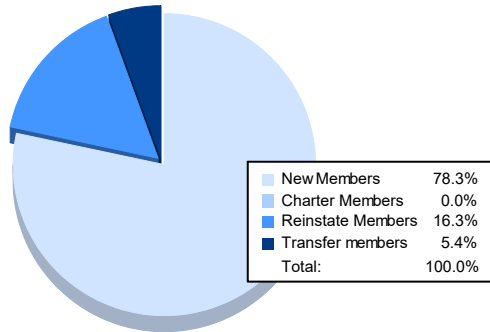


| Year | New Clubs | Dropped Clubs | Gain/ Loss Clubs | New Members | Charter Members | Reinstate Members | Transfer Members | Total Member Added | Total Members Dropped | Gain/ Loss Members |
|-----------|-----------|---------------|------------------|-------------|-----------------|-------------------|------------------|--------------------|-----------------------|--------------------|
| 2021-2022 | 0 | 1 | -1 | 240 | 3 | 13 | 17 | 273 | 202 | 71 |
| 2022-2023 | 1 | 1 | 0 | 167 | 33 | 4 | 2 | 206 | 221 | -15 |
| 2023-2024 | 0 | 4 | -4 | 156 | 0 | 21 | 2 | 179 | 271 | -92 |
| 2024-2025 | 0 | 1 | -1 | 130 | 0 | 12 | 11 | 153 | 227 | -74 |
| 2025-2026 | 0 | 0 | 0 | 72 | 0 | 15 | 5 | 92 | 22 | 70 |
| Average | 0 | 1 | -1 | 153 | 7 | 13 | 7 | 181 | 189 | -8 |



Membership Composition

November 2025 Cumulative



Gender Composition

November 2025 Cumulative

